



# Psykiatrisesjon DRG forum 2017

## Parallelsesjon Innledning

St. Olavs Hospital 15.03.16  
Roar Juul MD PHD



**Table 1.1. Health status**

Top third performers.  
Middle third performers.  
Bottom third performers.

Note: Countries are listed in alphabetical order. The number in the cell indicates the position of each country among all countries for which data is available. For the mortality indicator, the top performers are countries with the lowest rates.

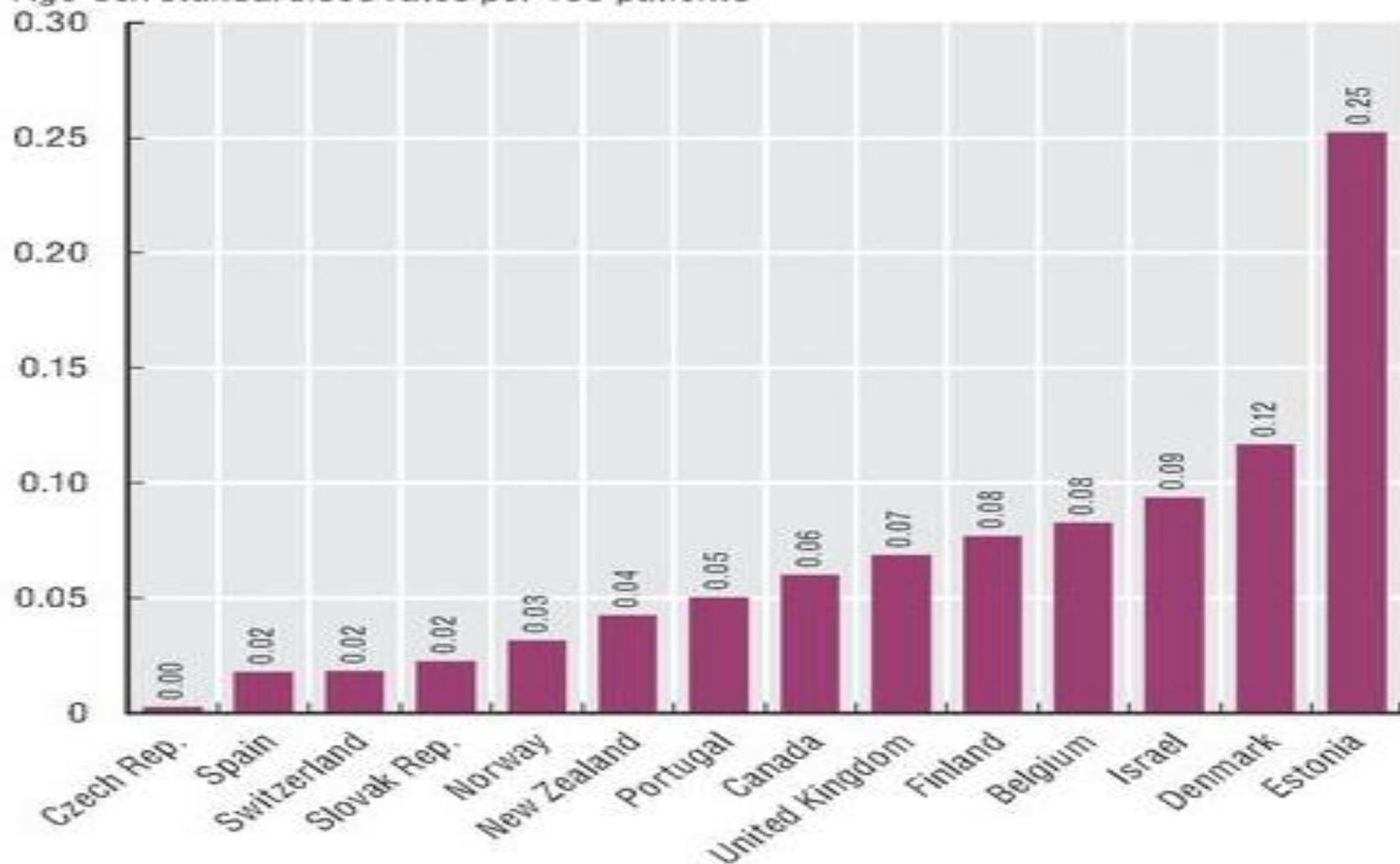
Indicator	Life expectancy at birth - Men	Life expectancy at birth - Women	Life expectancy at 65 - Men *	Life expectancy at 65 - Women *	Mortality from cardiovascular diseases **
Australia	8	7	3	7	7
Austria	18	13	16	13	26
Belgium	22	19	23	14	15
Canada	13	17	10	10	5
Chile	27	27	27	28	16
Czech Rep.	28	28	29	30	33
Denmark	21	25	25	26	10
Estonia	32	26	31	27	32
Finland	23	8	20	9	24
France	15	3	2	2	2
Germany	18	19	16	22	25
Greece	17	9	13	11	27
Hungary	33	33	34	34	33
Iceland	2	16	10	20	23
Ireland	15	23	19	24	21
Israel	3	11	3	17	3
Italy	3	4	8	4	17
Japan	5	1	6	1	1
Korea	20	5	20	5	4
Luxembourg	9	11	6	8	12
Mexico	34	34	38	32	22
Netherlands	11	19	16	20	8
New Zealand	11	19	8	17	18
Norway	9	13	15	14	11
Poland	30	29	30	28	30
Portugal	24	9	23	11	14
Slovak Rep.	31	31	33	31	34
Slovenia	25	17	26	14	28
Spain	5	2	3	3	6
Sweden	5	13	10	17	19
Switzerland	1	6	1	5	13
Turkey	29	31	32	33	29
United Kingdom	14	24	14	23	9
United States	36	29	22	25	20

\* Life expectancy at 65 is not presented in chapter 3 on health status, but rather in chapter 11 on ageing and long-term care.

\*\* Mortality from cardiovascular diseases includes deaths from ischemic heart diseases and cerebrovascular diseases shown in Chapter 3, as well as other cardiovascular diseases.

## 8.21. Inpatient suicide amongst patients with a psychiatric disorder, 2013 (or latest year)

Age-sex standardised rates per 100 patients

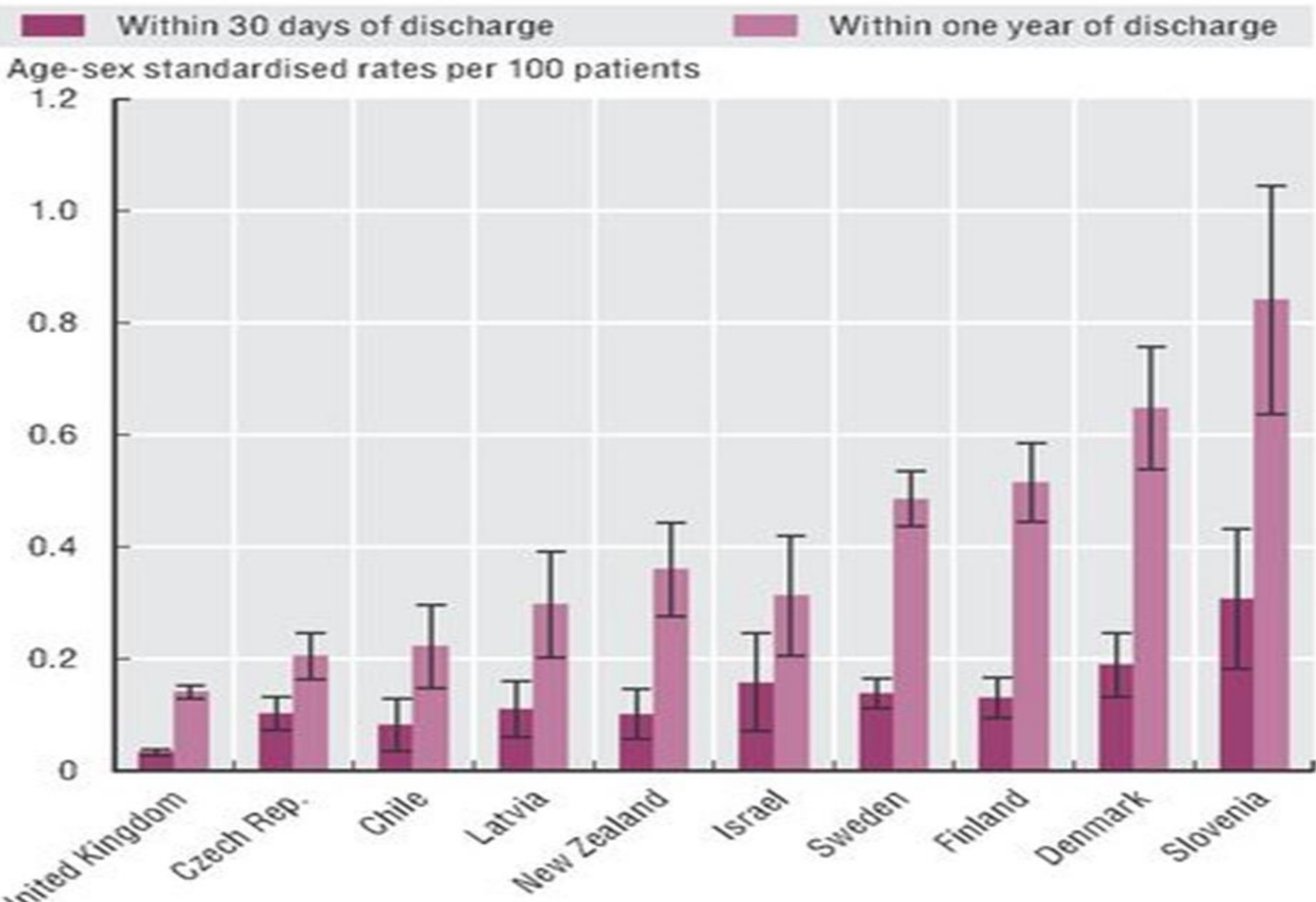


Note: Three-year average for most countries.

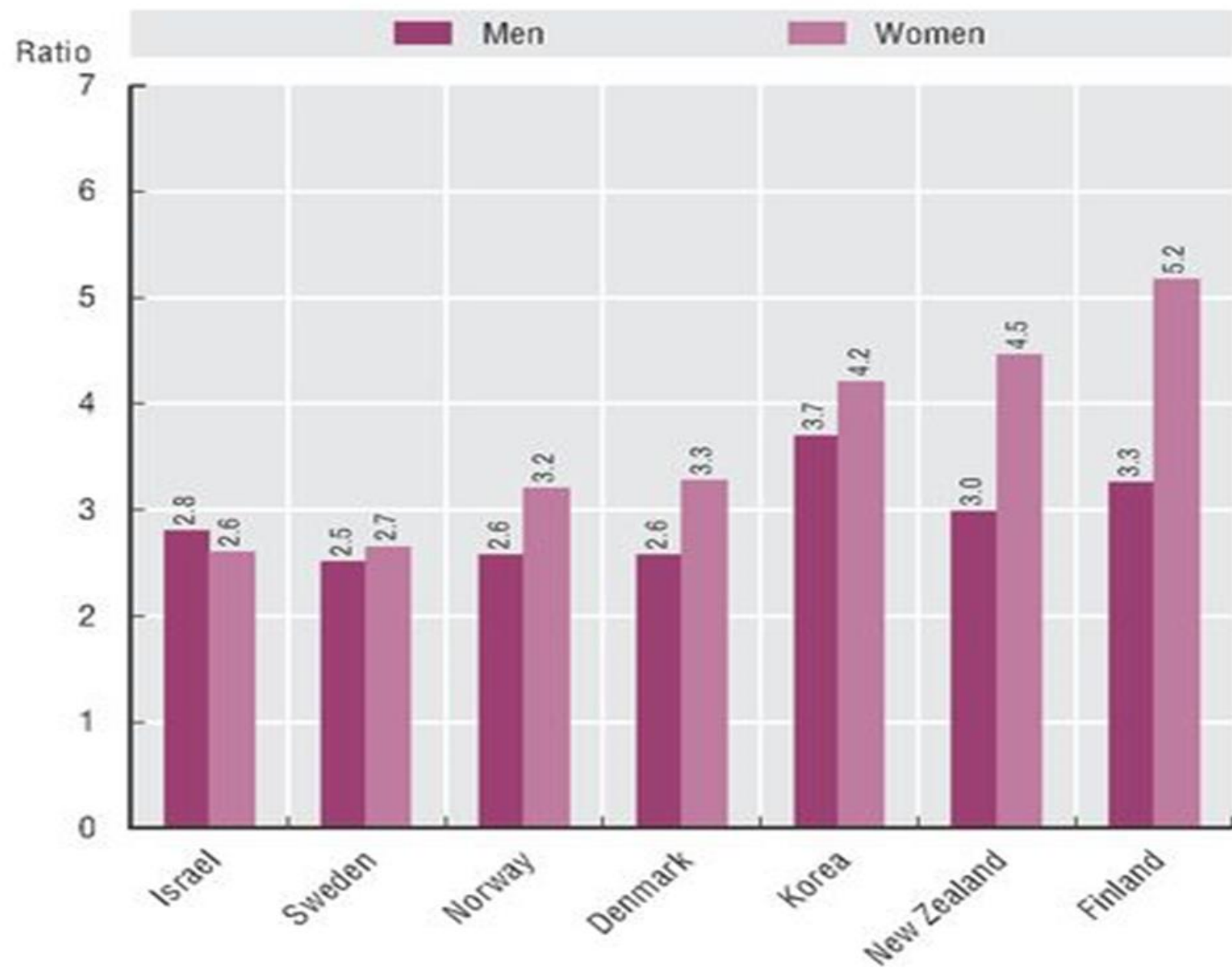
Source: OECD Health Statistics 2015, <http://dx.doi.org/10.1787/health-data-en>.

StatLink  <http://dx.doi.org/10.1787/888933281184>

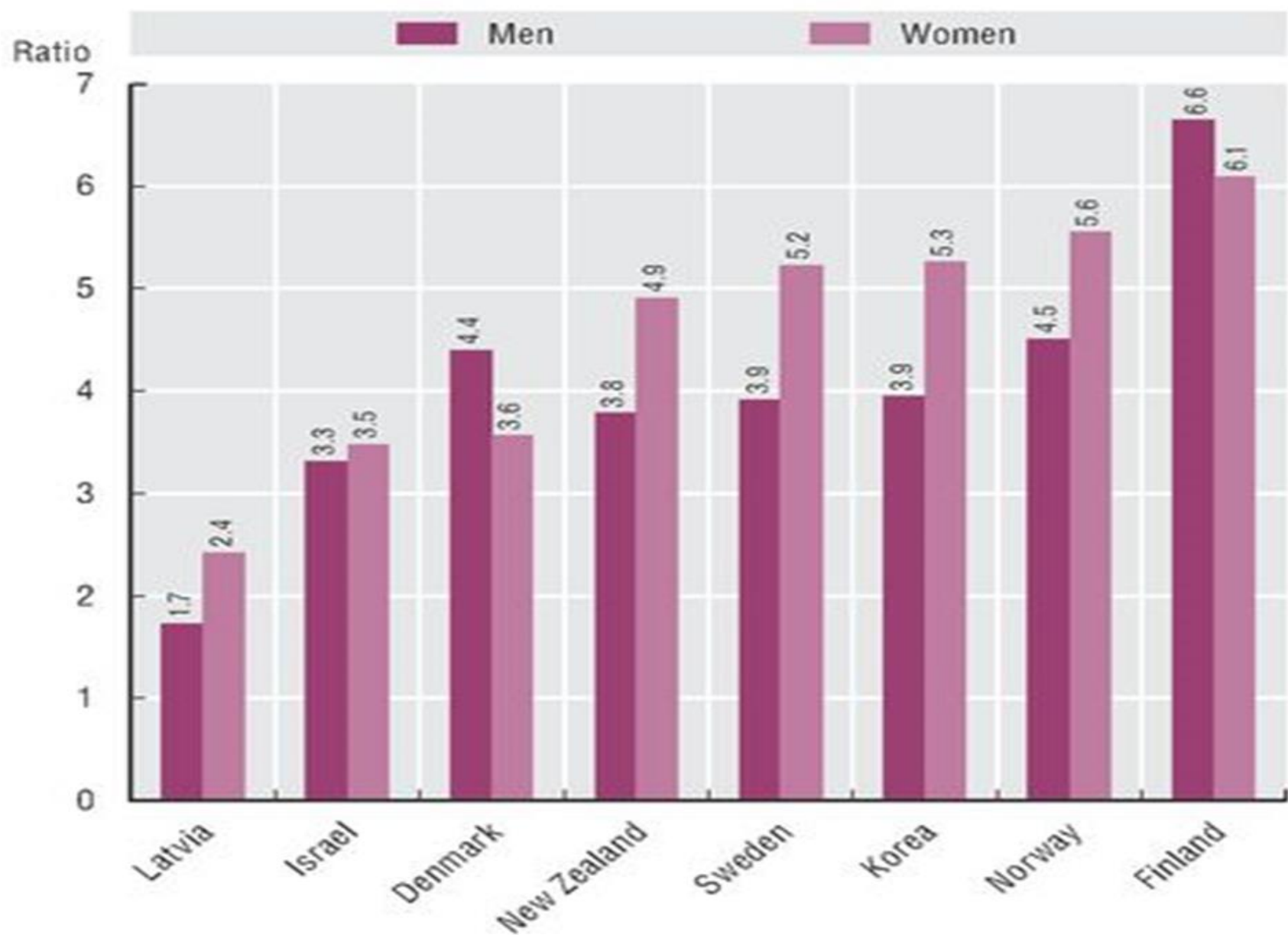
## 8.22. Suicide following hospitalisation for a psychiatric disorder, within 30 days and one year of discharge, 2012



### 8.24. Excess mortality from bipolar disorder, 2013 (or latest year)



### 8.23. Excess mortality from schizophrenia, 2013 (or latest year)





# Multiaksial klassifikasjon BUP

- Akse 1: Klinisk psykiatrisk syndrom
- Akse 2: Spesifikke utviklingsforstyrrelser
- Akse 3: Psykisk utviklingshemming
- Akse 4: Somatiske tilstander
- Akse 5: Avvikende psykososiale forhold
- Akse 6: Global vurdering av funksjonsnivå



# Koding ved liten info

- Akse 1: Adekvat Z-kode eller Mangl info
- Akse 2: Koden mangl info benyttes
- Akse 3: Mangl info
- Akse 4: Adekvat Z-kode eller Mangl info
- Akse 5: Kodes på vanlig måte ved info.
- Akse 6: Mangl info benyttes.

# Bedre logistikk

Demonstrer Kodeverktøy, Regelverk,  
UTDANNE

SØK dokumenter CTR F (høyrekl) ENTER  
ENHETLIG REGISTRERING. 52 registre og  
samordning med NPR

ATC koder, WHO ICD11

Kvalitetsindikatorer, pakkeforløp, ICF,  
IPLOS.